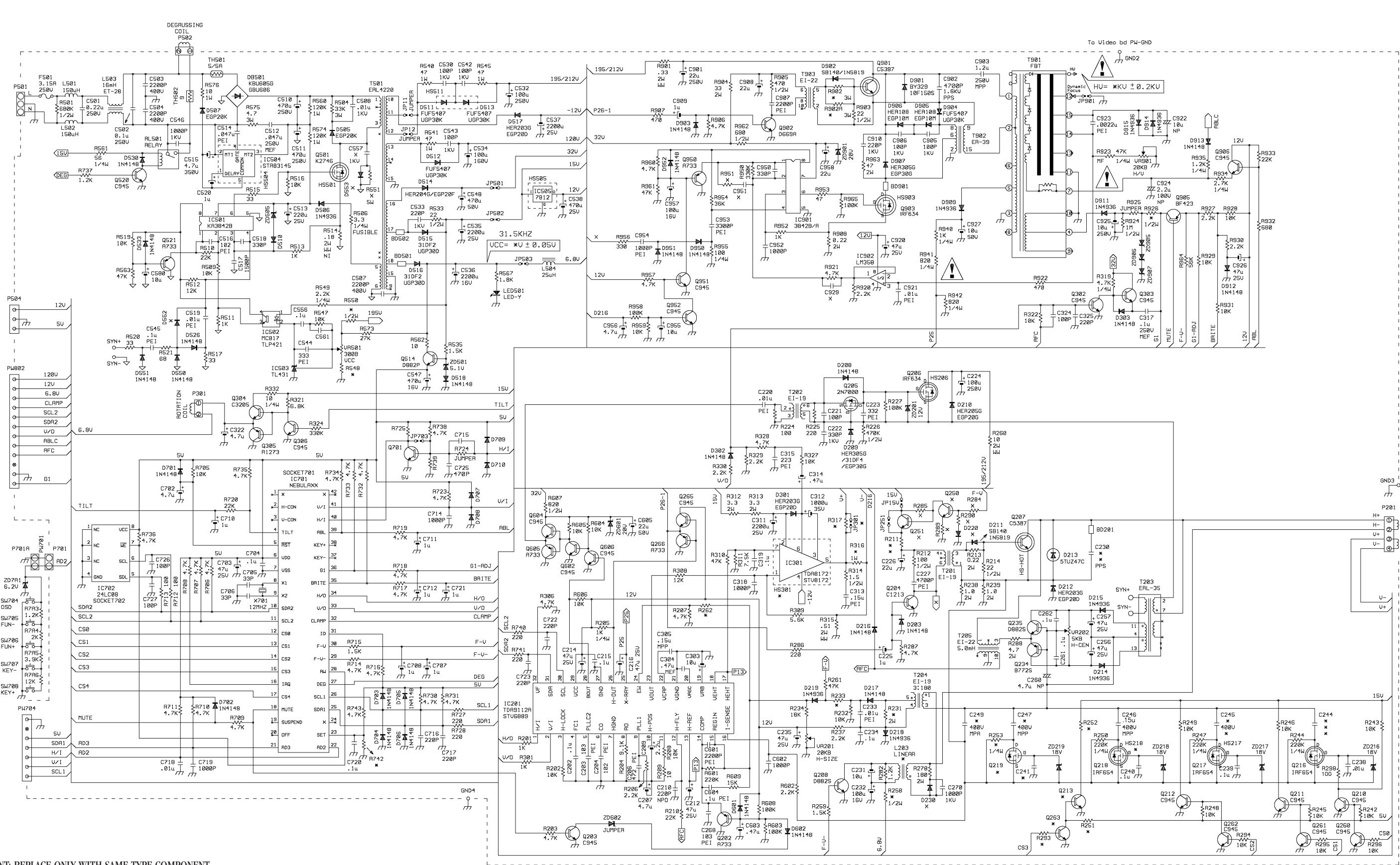


**RESTRICTED**  
**CONFIDENTIAL**  
**DOCUMENT**

THIS DRAWING AND ALL INFORMATION SHOWN HEREON ARE THE EXCLUSIVE PROPERTY OF WELLS-GARDNER CORP. AND ARE SUBMITTED ONLY ON A CONFIDENTIAL BASIS. THE RECIPIENT AGREES NOT TO REPRODUCE THE DRAWING, TO RETURN IT UPON REQUEST, AND THAT NO DISCLOSURE OF THE DRAWING OR THE INFORMATION SHOWN HEREON WILL BE MADE TO A THIRD PARTY WITHOUT PRIOR WRITTEN CONSENT FROM WELLS-GARDNER CORPORATION.



NOTE

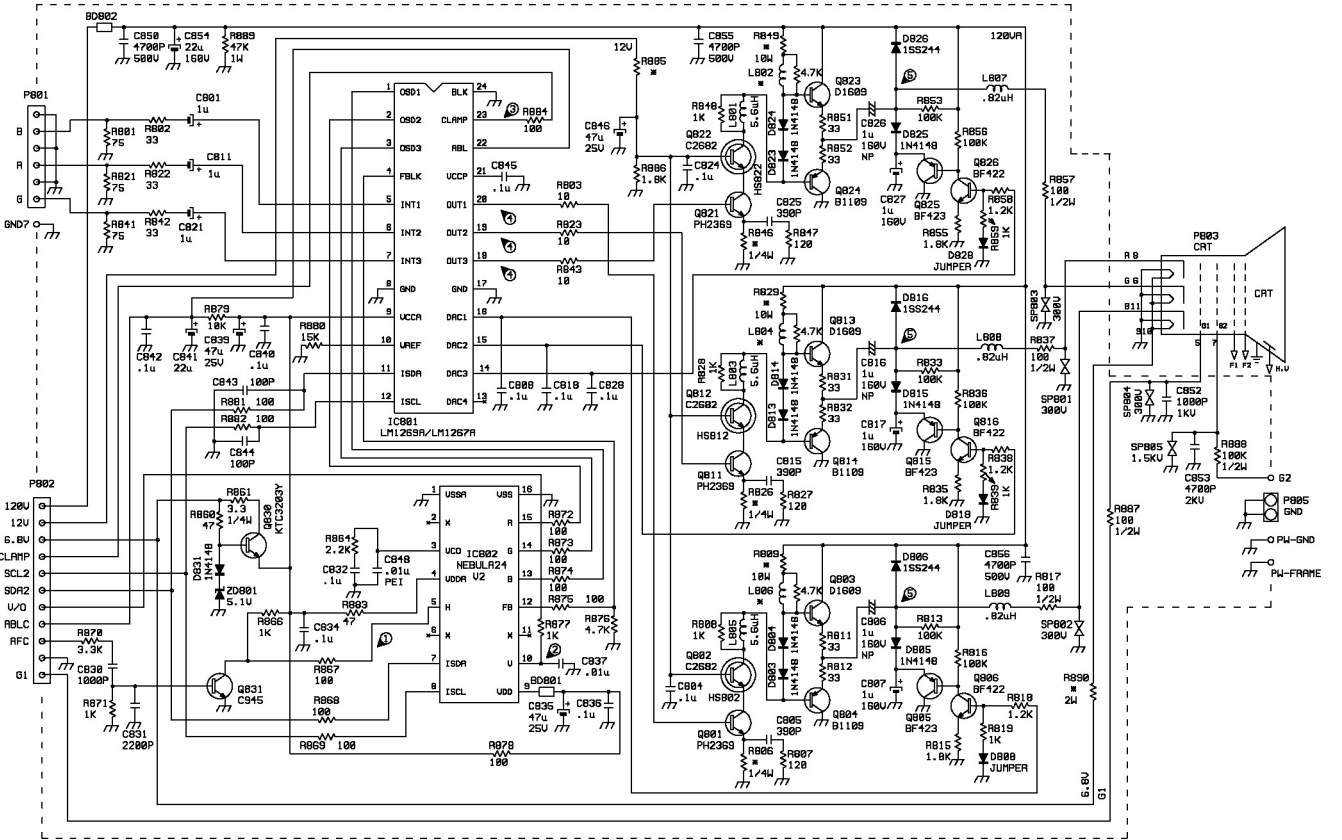
1. RESISTANCE IS SHOWN IN OHM K = 1,000 M = 1,000,000
2. UNLESS OTHERWISE NOTED IN SCHEMATIC ALL CAPACITOR VALUES LESS THAN 1 ARE EXPRESSED IN uF AND THE VALUES MORE THAN 1 IN pF

NOTE

1. UNLESS OTHERWISE SPECIFIED, ALL THE ELECTROLYTIC CAPACITORS ARE 105C.
2. THE UNIT OF RESISTANCE "OHM" IS OMITTED (K-1000 OHMS AND M-IMEG OHM)
3. ALL RESISTORS ARE 1/8 WATT UNLESS OTHERWISE NOTED.
4. THE UNIT OF CAPACITANCE "uFD" IS OMITTED UNLESS OTHERWISE NOTED "PF".

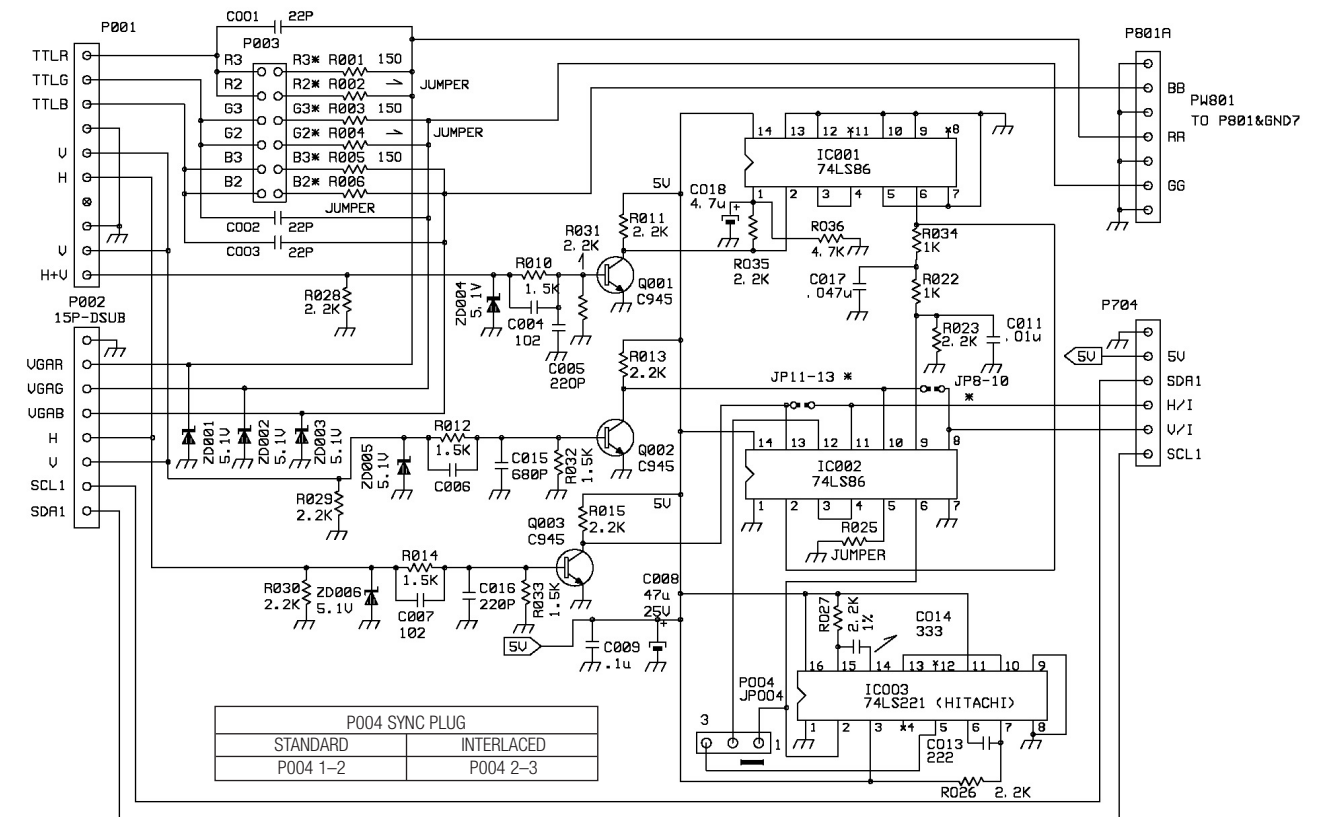
[illegible]

PD279400/PD279410/PD339400 MAIN BOARD



# PN279400/PN279410/PN339400 VIDEO BOARD

TTL VIDEO LEVEL	P003 (JP001-JP003)
1.4 VPP	R2/R2*, G2/G2*, B2/B2* Short
2.2 VPP	R3/R3*, G3/G3*, B3/B3* Short
VGA	DON'T CARE



PS279401 SYNC INPUT BOARD